

# Smart

**Smart Fan**  
Ventiladores inteligentes

# Pair the remote control with the receiver

## Vincular el mando con el receptor

1



2









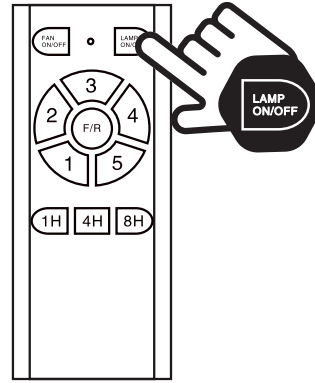


i



For set up your ceiling fan  
para configurar tu ventilador

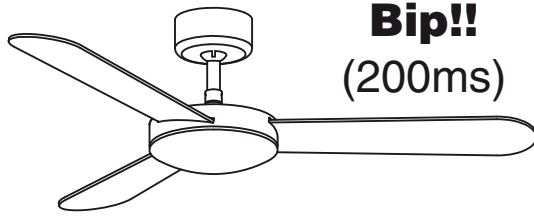
3

Push for  
Pulsa












Pair the remote control with the receiver  
Vincular el mando con el receptor

4

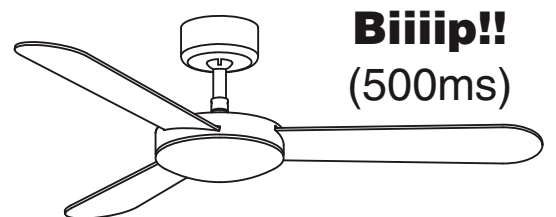


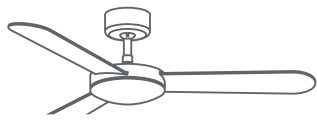
5

Push for  
Pulsa




6





# Set up the ceiling fan Configurar el ventilador

1



2



i






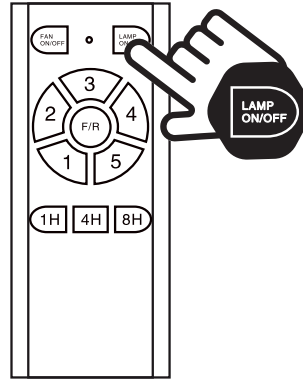


max.  
120sec



For set up your ceiling fan  
para configurar tu ventilador

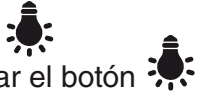
3

Push for  
Pulsa

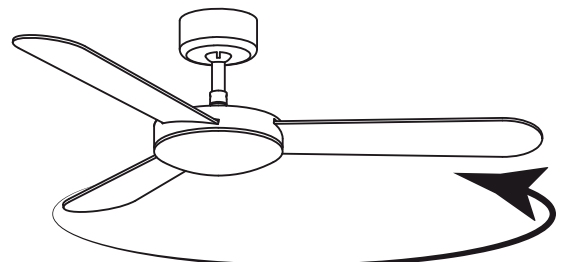
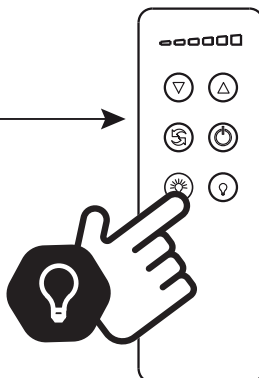


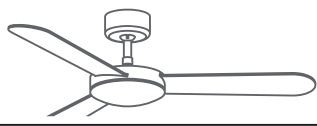
i Only for this remote  
Sólo para este mando

Low speed for few seconds  
before push



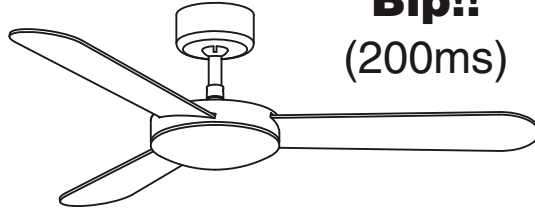
Antes de pulsar el botón  
deja el ventilador a velocidad  
baja unos segundos.







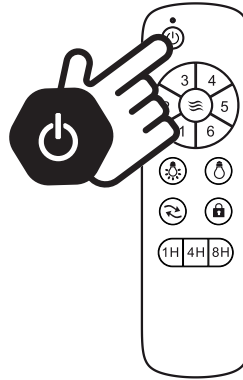



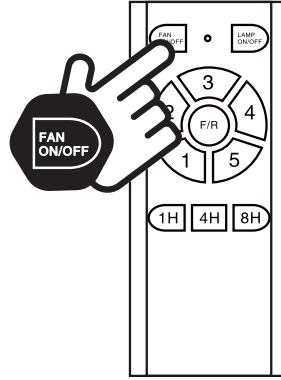


# Set up the ceiling fan Configurar el ventilador

4



5

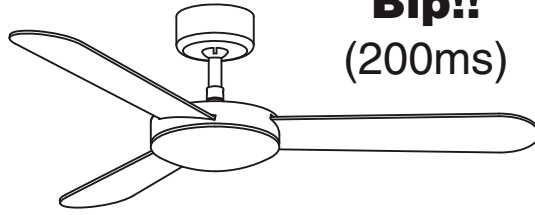
Push for  
Pulsa





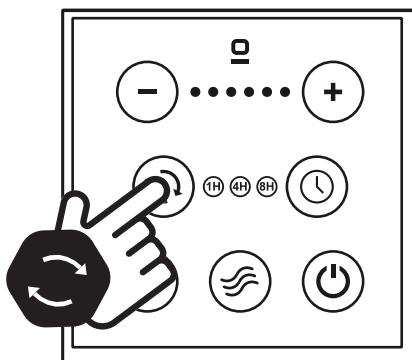






# Set up the ceiling fan Configurar el ventilador

6



7

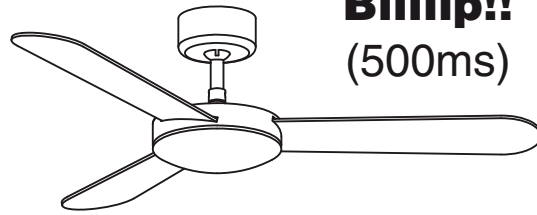
Push for  
Pulsa





## Set up the ceiling fan Configurar el ventilador

8



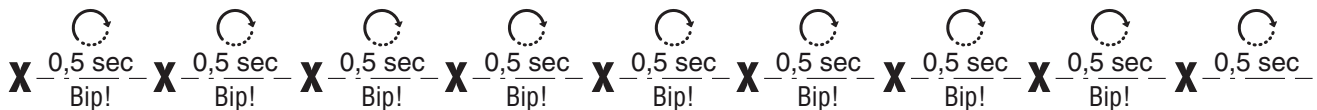
9



max.  
60 sec

**For set up the fan code 1 to 5 (xxxxxxxx)**

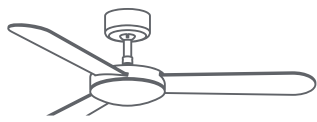
Para la codificación 1 a 5 (xxxxxxxx)




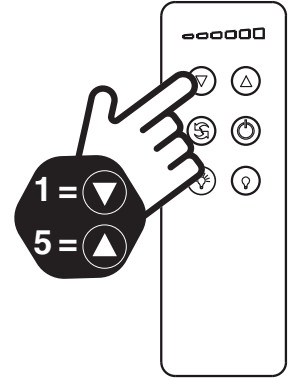







Model	Code
Attos	151511111
Century	511111511
Cies	515551551
Cocos	511511155
Copper fan	115111555
Deco fan	115111555
Eterfan	115111555
Fraser	511555155
Gotland	111115555
Grid	155155111
Islot	515151511
Izaro	111551515
Just Fan	115111555

Model	Code
Just Fan XL	155155515
Just Fan XS	551151151
Kauai	151551511
Leyte	151511551
Milos	151511515
Mini Eterfan	115111555
Mini Tube fan	115111555
Morea	151555155
Nassau	151111555
Nuu	515555151
Polaris	551111111
Polea	511515151
Poros	555151111

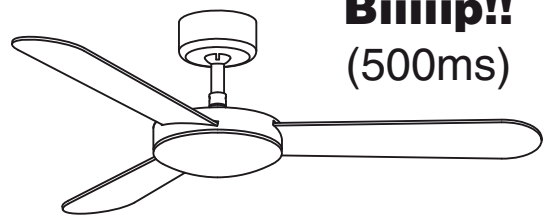
Model	Code
Rodas	155511151
Samos	515515515
Saona	151151515
Sioux	551515515
Siros	155551111
Tonic	111115511
Tube fan	115111555
Typhoon	151551555
Typhoon UL	551511555
Winche UL	111515111
Vulcano	515551111
Winche	515511555



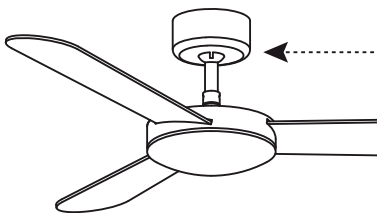
# Set up the ceiling fan Configurar el ventilador



10



## Additional information Información adicional



**Bip!!** **Bip!!** **Bip!!** = Error =  
(250ms) (250ms) (250ms)

Start step 1, again  
Volver al paso 1





**It works with WiFi**  
Funciona con WiFi



**Compatible**  
Alexa, Google & Siri



**Same features as remote control**  
Mismas funcionalidades que el mando a distancia



Available on the iPhone

**App Store**



ANDROID APP ON

**Google play**



**WHERE ARE WE**

Dinàmica N°1  
PoL. Ind. Santa Rita  
08755 Castellbisbal  
Barcelona, Spain



**WHERE ARE WE**

Ph +34 918 315 425  
Fax +34 937 720 018



**DOWNLOAD**

faro@lorefar.com  
www.faro.es



**FOLLOW US**

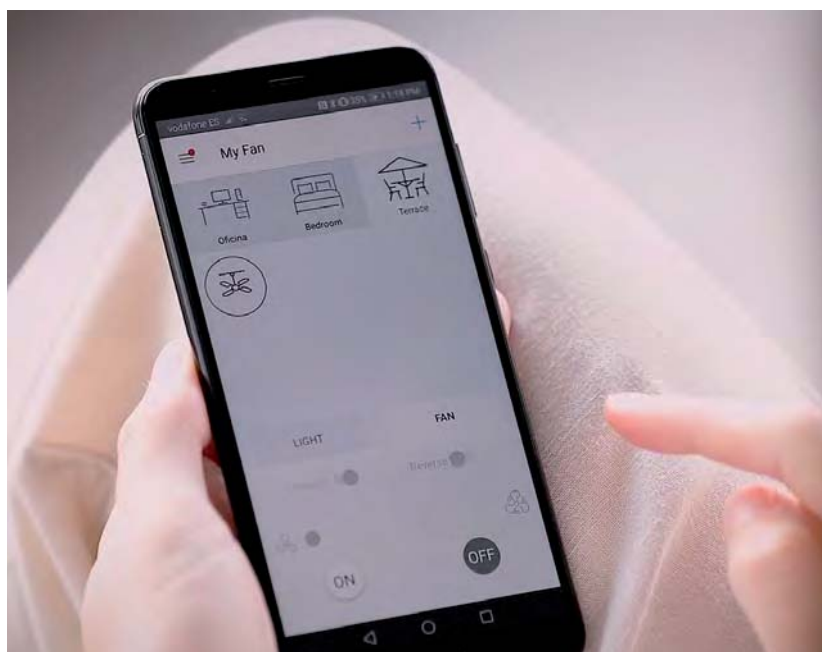


# Control your fan with **wiz** app

Toma el control de tu ventilador con la app **wiz**



**All fans identified \*Smart Fan can be controlled with this technology.**  
Todos los ventiladores identificados con \*Smart Fan permiten ser controlados con esta tecnología.




**It works with WiFi**  
Funciona con WiFi



**Compatible**  
Alexa, Google & Siri



**Same features as remote control**  
Mismas funcionalidades que el mando a distancia



1

Available on the iPhone  
**App Store**

ANDROID APP ON  
**Google play**



Find the APP Wizz in:  
Aplicación disponible en:  
**App Store and Google Play**

2



Install it and follow the steps  
Instala la aplicación y sigue los pasos

3



Tap on add a new device. At the top right, the plus button  
Agrega un nuevo dispositivo pulsando el botón "+", arriba a la derecha

4



Install it and follow the steps  
Instala la aplicación y sigue los pasos

5

Activar bluetooth



Activate Bluetooth  
Activa el Bluetooth

6



Find your Wifi and add your password  
Busca tu red Wifi y pon la contraseña

7

Continuar



Click "continue"  
Clica en "continuar"

8

Nuevo ventilador



Select "New Fan"  
Selecciona "Nuevo Ventilador"

9



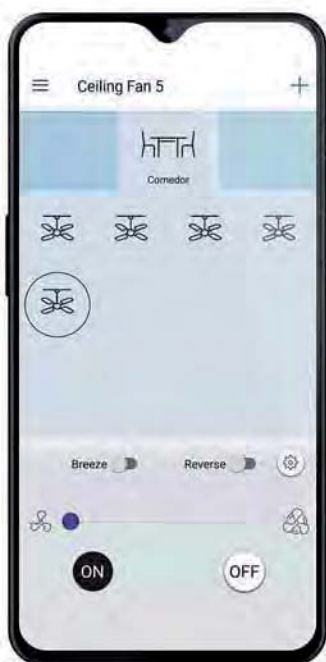
Select "Start"  
 Selecciona "Empezar"

10



Wait until Wizz find your ceiling fan. *If it doesn't work go straight to page 8*  
 Espera hasta que Wizz encuentre tu ventilador. *En caso que no funcione sigue los pasos de la pagina 8*

11



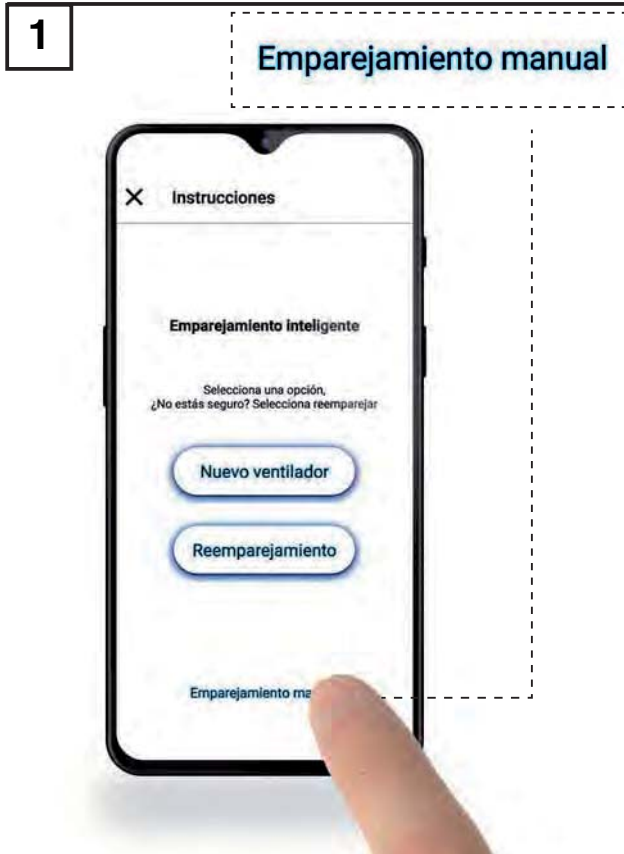
**Using fan functions:** On, Off, Speeds, Reverse, Breeze  
**Uso de las funciones del ventilador:** Encendido, Apagado, Velocidades, Función Invierno-Verano, Breeze

12

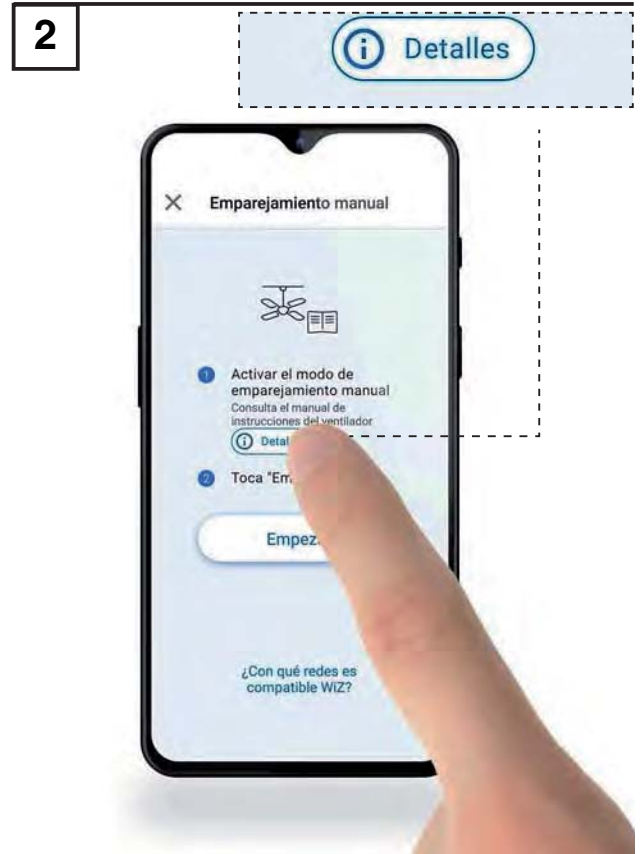


**Using light kit functions:** On, Off, Dimmer  
**Uso de las funciones del Kit de luz:** Encendido, Apagado, regulable

## Manual Pairing • Emparejamiento manual



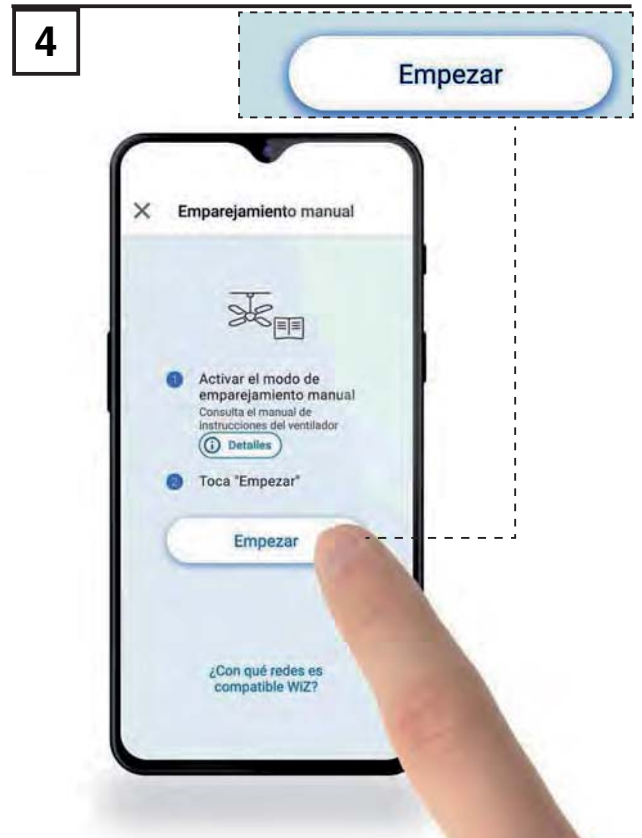
Go to step 8 and select manual pairing  
Vuelve a la pantalla del paso 8 y selecciona emparejamiento manual



Select "Details"  
Selecciona "Detalles"



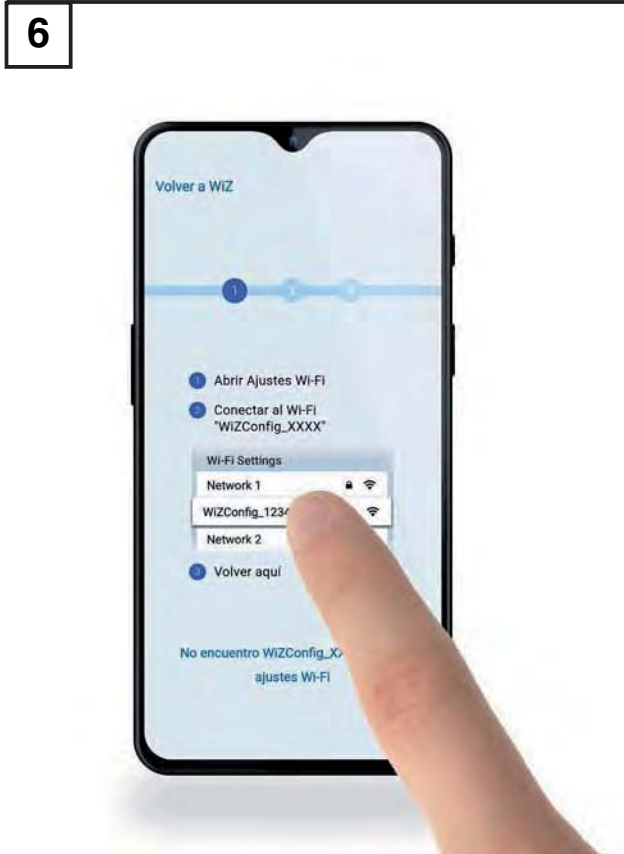
Follow "manual repair" information  
Sigue las indicaciones de "emparejamiento manual"



Select "Start"  
Selecciona "Empezar"



Push 10 seconds "reverse function" in your remote control or until you hear "beep"  
Pulsa 10 segundos "función inversa" en tu mando a distancia o hasta que oigas un "beep"



Select your Wifi  
Selecciona tu red Wifi



Together  
we take care  
of the planet

**Together we take care of the planet.** This is why we reduce paper consumption. Please refer to the safety, maintenance and warranty instructions at [www.faro.es](http://www.faro.es). If you cannot access it, call us at +34 937 723 965 or write to [export@faro.es](mailto:export@faro.es).

**Juntos cuidamos el planeta.** Por eso reducimos el consumo de papel. Puedes consultar las instrucciones de seguridad, mantenimiento y garantía en [www.faro.es](http://www.faro.es). Si no puedes acceder, llámanos al +34 902 165 166 o escríbenos a [faro@lorefar.com](mailto:faro@lorefar.com).

**Junts cuidem el planeta.** Per això reduïm el consum de paper. Pots consultar les instruccions de seguretat, manteniment i garantia en [www.faro.es](http://www.faro.es). Si no hi pots accedir, telefona'ns al +34 902 165 166 o escriu-nos a [faro@lorefar.com](mailto:faro@lorefar.com).

**Ensemble, nous prenons soin de la planète.** C'est pourquoi nous réduisons la consommation de papier. Veuillez-vous référer aux instructions de sécurité, d'entretien et de garantie sur [www.faro.es](http://www.faro.es). Si vous ne pouvez pas y accéder, appelez-nous au +34 937 723 965 ou écrivez à [export@faro.es](mailto:export@faro.es).

**Insieme proteggiamo il pianeta.** Questo è il motivo per il quale abbiamo ridotto il consumo di carta. Per favore, leggi le istruzioni sulla sicurezza, la manutenzione e la garanzia sul sito [www.faro.es](http://www.faro.es). Se non puoi accedere, chiamaci al +34 937 723 965 o scrivici a [export@faro.es](mailto:export@faro.es).

**Juntos cuidamos do planeta.** É

por este motivo que reduzimos o consumo de papel. Consulte as instruções de segurança, manutenção e garantia em [www.faro.es](http://www.faro.es). Se não conseguir aceder, ligue para +34 937 723 965 ou escreva para [export@faro.es](mailto:export@faro.es).

**Gemeinsam sorgen wir uns um unseren Planeten.** Deshalb reduzieren wir den Papierverbrauch. Bitte beachten Sie die Sicherheits-, Wartungs- und Garantiehinweise unter [www.faro.es](http://www.faro.es). Wenn Sie nicht darauf zugreifen können, rufen Sie uns unter +34 937 723 965 an oder schreiben Sie an [export@faro.es](mailto:export@faro.es).

**We dragen samen zorg voor onze planeet.** Daarom verminderen wij het papiergebruik. Raadpleeg de veiligheids-, onderhouds- en garantiehandleiding op [www.faro.es](http://www.faro.es). Kan u ze niet raadplegen? Bel ons op +34 937 723 965 of schrijf ons op [export@faro.es](mailto:export@faro.es).

**Μαζί φροντίζουμε τον πλανήτη.** Για αυτόν τον λόγο μειώνουμε την κατανάλωση χαρτιού. Παρακαλούμε, ανατρέξτε στις οδηγίες ασφαλείας, συντήρησης και εγγύησης στην ιστοσελίδα [www.faro.es](http://www.faro.es). Αν δεν μπορείτε να αποκτήσετε πρόσβαση, τηλεφωνήστε μας στο +34 937 723 965 ή γράψτε μας στο [export@faro.es](mailto:export@faro.es).

**Вместе мы заботимся о планете.** Вот почему мы сокращаем потребление бумаги. Пожалуйста, обратитесь к инструкциям по безопасности, техническому обслуживанию и гарантии на сайте [www.faro.es](http://www.faro.es). Если вы не можете получить к нему доступ, позвоните нам по телефону +34 937 723 965 или

напишите на [export@faro.es](mailto:export@faro.es).

**Společně pečujeme o planetu.** Proto omezuje spotřebu papíru. Přečtěte si, prosím, pokyny týkající se bezpečnosti, údržby a záruky na [www.faro.es](http://www.faro.es). Pokud na stránky nemáte přístup, zavolejte nám na tel. +34 937 723 965 nebo napište na [export@faro.es](mailto:export@faro.es).

**Razem dbamy o planetę.** Dlatego zmniejszamy zużycie papieru. Proszę zapoznać się z instrukcjami bezpieczeństwa, konserwacji i gwarancji na [www.faro.es](http://www.faro.es). Jeśli nie możesz uzyskać do niego dostępu, zadzwoń do nas pod numer +34 937 723 965 lub napisz na adres [export@faro.es](mailto:export@faro.es).

**Заедно ние се грижим за планетата.** Ето защо намаляваме консумацията на хартия. Моля, направете справка с инструкциите за безопасност, поддръжка и гаранция на [www.faro.es](http://www.faro.es). Ако нямате достъп до сайта, обадете ни се на +34 937 723 965 или пишете на [export@faro.es](mailto:export@faro.es).

**Spoločne sme sa postarali o tejto planéte.** To je dôvod, prečo sme znížili spotrebu papiera. Pozri pokyny k bezpečnosti, údržby a záruky na [www.faro.es](http://www.faro.es). Ak nemôžete pristupovať, zavolajte na telefónne číslo +34 937 723 965 alebo píšete na [export@faro.es](mailto:export@faro.es).

معاً نعتني بالكوكب.  
هذا هو السبب في تقليل استهلاك الورق.  
يرجى الرجوع إلى تعليمات السلامة  
والصيانة والضمان على [www.faro.es](http://www.faro.es)  
إذا لم تتمكن من الولوج إليه، اتصل بنا  
على +34 937 723 965 أو اكتب رسالة  
إلى [export@faro.es](mailto:export@faro.es)